






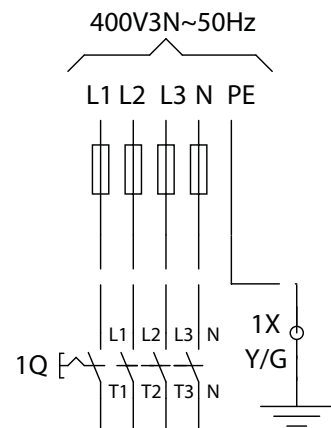
DENOMINACION SHEET TITLE TITRE DE LA FEUILLE BLATTTITEL TITOLO DEL FOGLIO	REFERENCIA DE HOJA SHEET REFERENCE NO. DE REF. DE LA FEUILLE BLATTBEZUGSNUMMER RIFERIMENTO DEL FOGLIO	N. DE HOJAS PAGE NUMBER FEUILLE NO. SEITENNUMMER N° FOGLI
CIRCUITO DE POTENCIA POWER CIRCUIT CIRCUIT DE PUISSANCE BETRIEBSSTROMKREIS CIRCUITO D'ALIMENTAZIONE	HOJAS 2 SHEETS 2 FEUILLES 2 BLATTER 2 FOGLIO 2	1
CIRCUITO CONTROL CONTROL CIRCUIT CIRCUIT DE COMMANDE STEUERSTROMKREIS CIRCUITO DI CONTROLLO	HOJAS 3 SHEETS 3 FEUILLES 3 BLATTER 3 FOGLIO 3	1
TERMINALES Y CABLES TERMINALS AND CABLES BORNES ET FILS KLEMMEN UND KABEL MORSETTI E CAVI	HOJAS 4 SHEET 4 FEUILLE 4 BLATT 4 FOGLIO 4	1

ESQUEMA ELECTRICO
WIRING DIAGRAM
SCHEMA DE CABLAGE
SCHALTPLAN
SCHEMA ELETTRICO

EREBA ACCESS 17-21 T

NOTAS NOTES REMARQUES ANMERKUNGEN NOTE

-  BORNES CUADRO PRINCIPAL
MAIN ELECTRICAL BOX TERMINALS
BORNES DU COFFRET ELECTRIQUE PRINCIPAL
HAUPTREGELABTEILKLEMMEN
MORSETTI DEL QUADRO ELETTRICO PRINCIPALE
-  BORNES EN CAJAS DE INTERCONEXION
JUNCTION BOX TERMINALS
BORNES DE LA BOITE DE DERIVATION
ANSCHLUSSKASTENKLEMMEN
MORSETTI NELLA SCATOLA ELETTRICA COMPRESSORE
-  CABLEADO REALIZADO EN FACTORIA
FACTORY WIRING
CABLAGE D'USINE
WERKSEITIGE VERDRAHTUNG
COLLEGAMENTI ESEGUITI IN FABBRICA
-  CABLEADO OPCIONALES
WIRING, OPTIONS
CABLAGE, OPTIONS
VERDRAHTUNG, OPTIONEN
COLLEGAMENTI, OPZIONI
-  CABLEADO A REALIZAR POR EL INSTALADOR
FIELD WIRING
CABLAGE REALISE SUR SITE
BAUSEITIGE VERDRAHTUNG
COLLEGAMENTI DA ESEGUIRSI IN CANTIERE A CURA DI TERZI



- LEYENDA**
- 1C CONDENSADOR MOTOR VENTILADOR
 - 2C CONDENSADOR MOTOR VENTILADOR
 - 1EC COMPRESOR
 - 1EH CALENTADOR DE CARTER COMPRESOR
 - 41EH CALENTADOR EVAPORADOR
 - 90EH CALENTADOR CIRCUITO DE AGUA
 - 91EP BOMBA DE AGUA
 - 11EV VENTILADOR AXIAL
 - 12EV VENTILADOR AXIAL
 - 91FR RELE TERMICO BOMBA DE AGUA
 - 1KM CONTACTOR COMPRESOR
 - 91KM CONTACTOR BOMBA DE AGUA EVAPORADOR
 - 11KM CONTACTOR VENTILADORES, VELOCIDAD BAJA
 - 12KM CONTACTOR VENTILADORES, VELOCIDAD ALTA
 - 41K RELE CALENTADORES
 - 1Q INTERRUPTOR GENERAL
 - 90SP INTERRUPTOR DE FLUJO BOMBA DE AGUA
 - 1TC TRANSFORMADOR DE CIRCUITO DE CONTROL ELECTRONICO

- LEGEND**
- CONDENSER FAN
 - CONDENSATOR FAN
 - COMPRESSOR
 - COMPRESSOR CRANKCASE HEATER
 - EVAPORATOR HEATER
 - WATER CIRCUIT HEATER
 - WATER PUMP
 - AXIAL FAN
 - AXIAL FAN
 - THERMAL RELAY WATER PUMP CONTACTOR
 - COMPRESSOR CONTACTOR
 - COOLER WATER PUMP CONTACTOR
 - CONTACTOR FAN, LOW SPEED
 - CONTACTOR FAN, HIGH SPEED
 - HEATER CONTROL RELAY
 - MAIN SWITCH
 - WATER PUMP FLOW SWITCH
 - ELECTRONIC CONTROL CIRCUIT TRANSFORMER

- LEGENDE**
- VENTILATEUR CONDENSEUR
 - VENTILATEUR CONDENSEUR
 - COMPRESSEUR
 - RECHAUFFEUR DE CARTER COMPRESSEUR
 - RECHAUFFEUR EVAPORATEUR
 - RECHAUFFEUR CIRCUIT EAU EVAPORATEUR
 - POMPE A EAU
 - VENTILATEUR AXIAL
 - VENTILATEUR AXIAL
 - RELAIS THERMIQUE POMPE A EAU
 - CONTACTEURS COMPRESSEUR
 - CONTACTEUR POMPE D'EAU EVAPORATEUR
 - CONTACTEUR VENTILATEUR BASSE VITESSE
 - CONTACTEUR VENTILATEUR HAUTE VITESSE
 - RELAIS COMMANDE RECHAUFFEUR
 - INTERRUPTEUR PRINCIPAL
 - DETECTEUR DEBIT D'EAU POMPE
 - TRANSFORMATEUR DU CIRCUIT DE COMMANDE ELECTRONIQUE

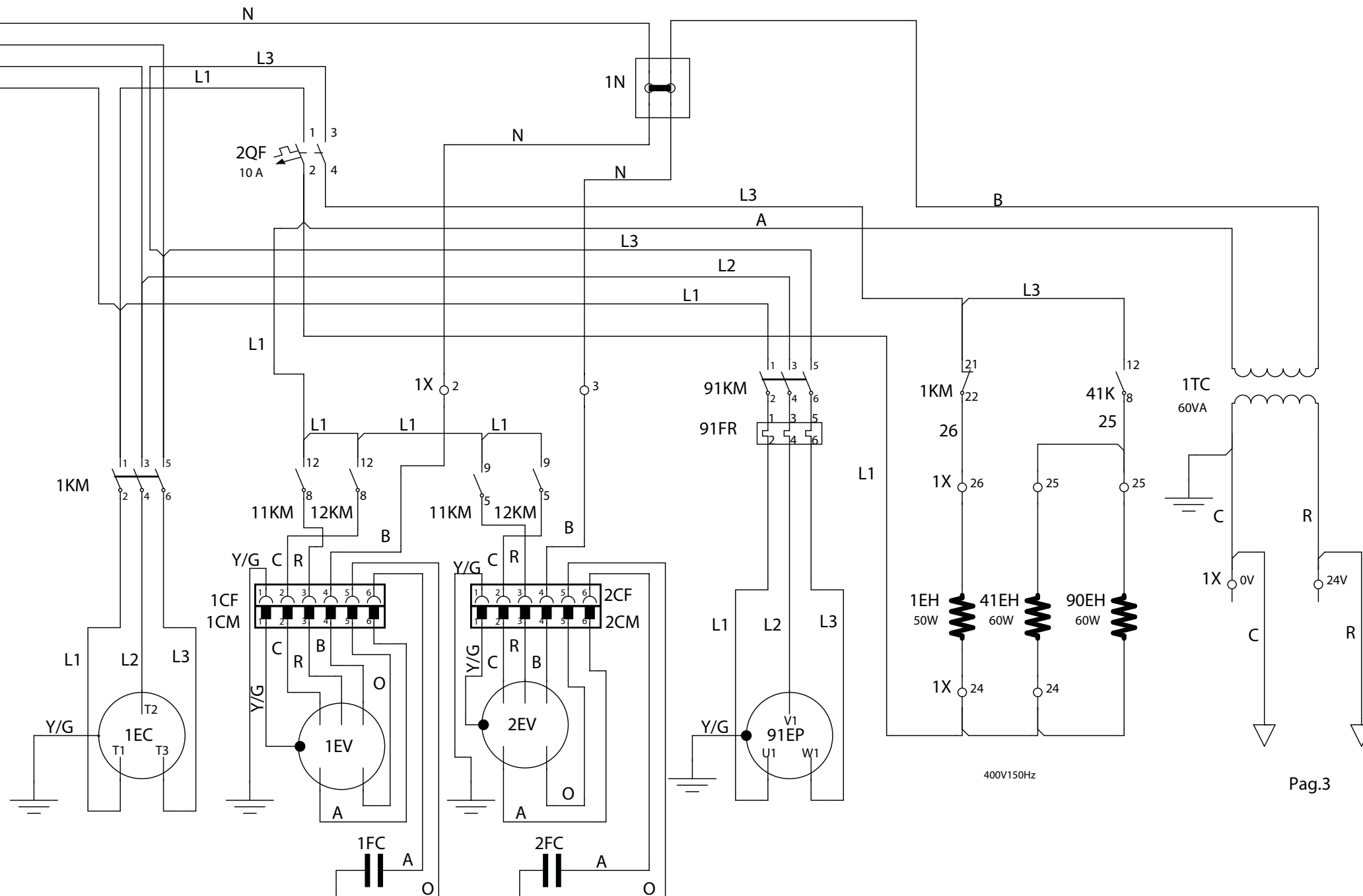
- BEZEICHNUNG**
- VENTILATORKONDENSATOR
 - VENTILATORKONDENSATOR
 - VERDICHTER
 - VERDICHTERKURBELWANNENHEIZUNG
 - VERDAMPFERHEIZUNG
 - HEIZUNG, WASSERKREISLAUF
 - WASSERPUMPE
 - AXIALVENTILATOR
 - AXIALVENTILATOR
 - WARMESCHUTZ WASSERPUMP MOTOR
 - VERDICHTERSCHOTZ
 - KOHLERWASSERPUMPENSCHOTZ
 - VENTILATOR TIEFGESCHWINDIGKEIT SCHOTZ
 - VENTILATOR HOCHGESCHWINDIGKEIT SCHOTZ
 - HEIZUNGSREGELRELAIS
 - HAUPTSCHALTER
 - STROMUNGWAECHTER WASSERPUMPE
 - ELEKTRONISCHER STEUERSTROMKREISTRANSFORMATOR

- LEGENDA**
- CONDENSATORE MOTORE VENTILATORE
 - CONDENSATORE MOTORE VENTILATORE
 - COMPRESSORE
 - ELETTORISCALDATORE CARTER COMPRESSORE
 - ELETTORISCALDATORE EVAPORATORE
 - ELETTORISCALDATORE CIRCUITO ACQUA
 - POMPA ACQUA
 - VENTILATORE ELICOIDALE
 - VENTILATORE ELICOIDALE
 - RELE TERMICO POMPA ACQUA
 - CONTATTORE DEL COMPRESSORE
 - CONTATTORE POMPA ACQUA
 - CONTATTORE VENTILATORE BASSA VELOCITA'
 - CONTATTORE VENTILATORE ALTA VELOCITA'
 - RELE DI CONTROLLO ELETTORISCALDATORI
 - INTERRUTTORE GENERALE
 - FLUSSSTATO POMPA ACQUA
 - TRASFORMATORE CIRCUITO ELETTRONICO DI CONTROLLO

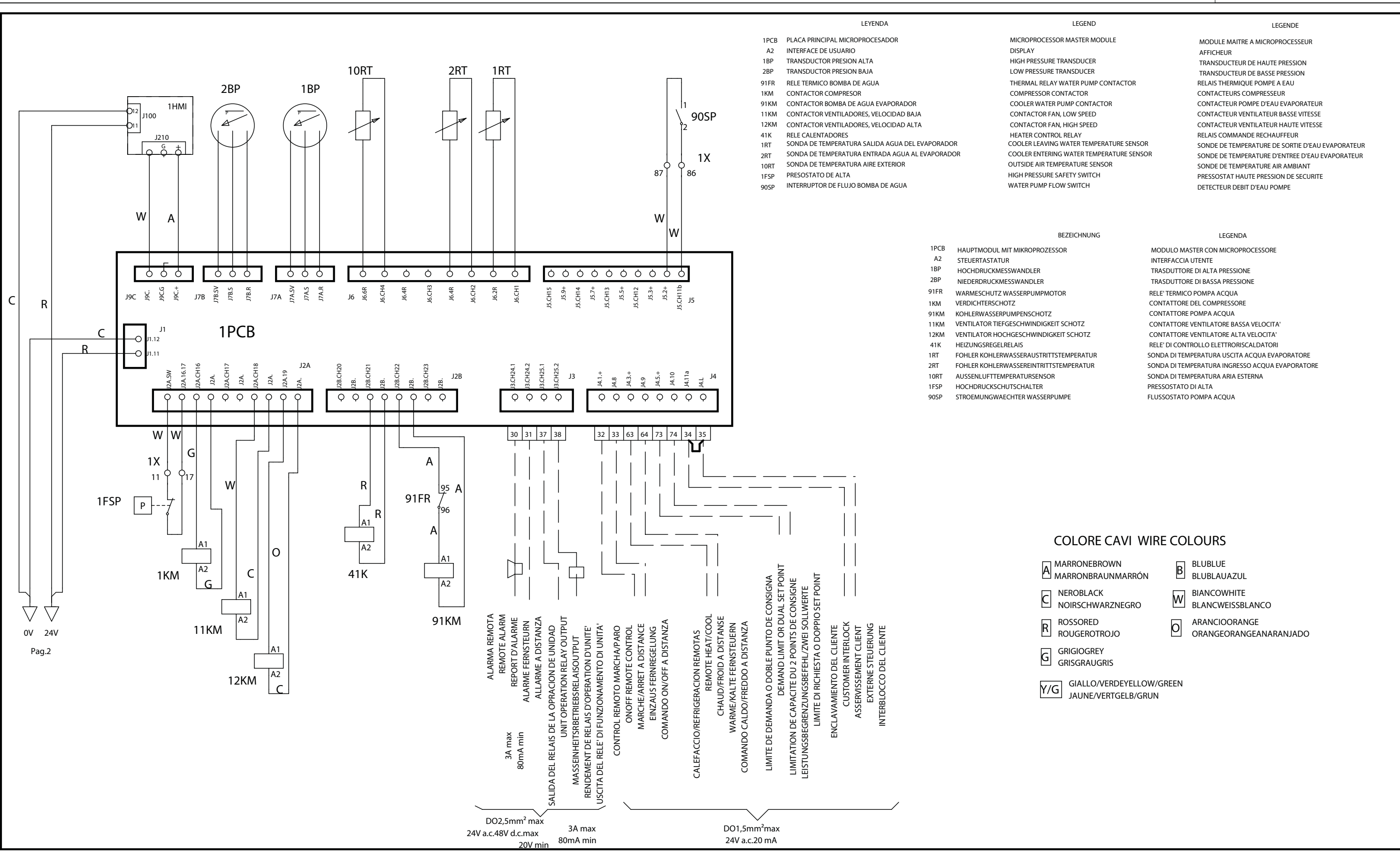
SECCIONES CABLES WIRE SECTIONS SECTIONS CABLES KABELQUERSCHNIT SEZIONE CAVI	EREBA017	EREBA021
400V3N~50Hz	6mm ²	6mm ²

INTENSIDAD MAXIMA MOTOR MAXIMUM MOTOR CURRENT INTENSITE' MAXIMUM DU MOTEUR MAXIMALER MOTORSTROM MASSIMA CORRENTE ASS. DEL MOTORE	EREBA017	EREBA021	
400V3~50Hz	1EC	13A	16A
	91EP	1,5A	1,5A
230V1~50Hz	11EV 12EV	1,5 A	1,5 A

Ir RELE' THERMICO THERMAL RELAY Ir RELAIS THERMIQUE Ir WARMERELAIS Ir RELE TERMICO Ir	EREBA017	EREBA021	
400V3~50Hz	91FR	1,6A	1,6A



VER INSTRUCCIONES DE INSTALACION
SEE INSTALLATION/OPERATION MANUAL (IOM)
VOIR MANUEL D'INSTALLATION/DE FONCTIONNEMENT
SIEHE INSTALLATIONS/BETRIEBSHANDBUCH (IOM)
VEDERE MANUALE D'INSTALLAZIONE (IOM)



- LEYENDA**
- 1PCB PLACA PRINCIPAL MICROPROCESADOR
 - A2 INTERFACE DE USUARIO
 - 1BP TRANSDUCTOR PRESION ALTA
 - 2BP TRANSDUCTOR PRESION BAJA
 - 91FR RELE TERMICO BOMBA DE AGUA
 - 1KM CONTACTOR COMPRESOR
 - 91KM CONTACTOR BOMBA DE AGUA EVAPORADOR
 - 11KM CONTACTOR VENTILADORES, VELOCIDAD BAJA
 - 12KM CONTACTOR VENTILADORES, VELOCIDAD ALTA
 - 41K RELE CALENTADORES
 - 1RT SONDA DE TEMPERATURA SALIDA AGUA DEL EVAPORADOR
 - 2RT SONDA DE TEMPERATURA ENTRADA AGUA AL EVAPORADOR
 - 10RT SONDA DE TEMPERATURA AIRE EXTERIOR
 - 1FSP PRESOSTATO DE ALTA
 - 90SP INTERRUPTOR DE FLUJO BOMBA DE AGUA
- LEGEND**
- MICROPROCESSOR MASTER MODULE
 - DISPLAY
 - HIGH PRESSURE TRANSDUCER
 - LOW PRESSURE TRANSDUCER
 - THERMAL RELAY WATER PUMP CONTACTOR
 - COMPRESSOR CONTACTOR
 - COOLER WATER PUMP CONTACTOR
 - CONTACTOR FAN, LOW SPEED
 - CONTACTOR FAN, HIGH SPEED
 - HEATER CONTROL RELAY
 - COOLER LEAVING WATER TEMPERATURE SENSOR
 - COOLER ENTERING WATER TEMPERATURE SENSOR
 - OUTSIDE AIR TEMPERATURE SENSOR
 - HIGH PRESSURE SAFETY SWITCH
 - WATER PUMP FLOW SWITCH
- LEGENDE**
- MODULE MAITRE A MICROPROCESSEUR
 - AFFICHEUR
 - TRANSDUCTEUR DE HAUTE PRESSION
 - TRANSDUCTEUR DE BASSE PRESSION
 - RELAIS THERMIQUE POMPE A EAU
 - CONTACTEURS COMPRESSEUR
 - CONTACTEUR POMPE D'EAU EVAPORATEUR
 - CONTACTEUR VENTILATEUR BASSE VITESSE
 - CONTACTEUR VENTILATEUR HAUTE VITESSE
 - RELAIS COMMANDE RECHAUFFEUR
 - SONDE DE TEMPERATURE DE SORTIE D'EAU EVAPORATEUR
 - SONDE DE TEMPERATURE D'ENTREE D'EAU EVAPORATEUR
 - SONDE DE TEMPERATURE AIR AMBIANT
 - PRESSOSTAT HAUTE PRESSION DE SECURITE
 - DETECTEUR DEBIT D'EAU POMPE

- BEZEICHNUNG**
- 1PCB HAUPTMODUL MIT MIKROPROZESSOR
 - A2 STEUERTASTATUR
 - 1BP HOCHDRUCKMESSWANDLER
 - 2BP NIEDERDRUCKMESSWANDLER
 - 91FR WARMESCHUTZ WASSERPUMPENMOTOR
 - 1KM VERDICHTERSCHOTZ
 - 91KM KOHLERWASSERPUMPENSCHOTZ
 - 11KM VENTILATOR TIEFGESCHWINDIGKEIT SCHOTZ
 - 12KM VENTILATOR HOCHGESCHWINDIGKEIT SCHOTZ
 - 41K HEIZUNGSREGELRELAIS
 - 1RT FOHLER KOHLERWASSERAUSTRITTSTEMPERATUR
 - 2RT FOHLER KOHLERWASSEREINTRITTSTEMPERATUR
 - 10RT AUSSENLUFTTEMPERATURSENSOR
 - 1FSP HOCHDRUCKSCHUTSCHALTER
 - 90SP STROMUNGWAECHTER WASSERPUMPE
- LEGENDA**
- MODULO MASTER CON MICROPROCESSORE
 - INTERFACCIA UTENTE
 - TRASDUTTORE DI ALTA PRESSIONE
 - TRASDUTTORE DI BASSA PRESSIONE
 - RELE' TERMICO POMPA ACQUA
 - CONTATTORE DEL COMPRESSORE
 - CONTATTORE POMPA ACQUA
 - CONTATTORE VENTILATORE BASSA VELOCITA'
 - CONTATTORE VENTILATORE ALTA VELOCITA'
 - RELE' DI CONTROLLO ELETTORISCALDATORI
 - SONDA DI TEMPERATURA USCITA ACQUA EVAPORATORE
 - SONDA DI TEMPERATURA INGRESSO ACQUA EVAPORATORE
 - SONDA DI TEMPERATURA ARIA ESTERNA
 - PRESSOSTATO DI ALTA
 - FLUSSOSTATO POMPA ACQUA

COLORE CAVI WIRE COLOURS

- | | |
|-------------------------------------|------------------------|
| A MARRONEBROWN | B BLUBLUE |
| MARRONBRAUNMARRÓN | BLUBLAUAZUL |
| C NEROBLACK | W BIANCOWHITE |
| NOIRSCHWARZNEGRO | BLANCWEISSBLANCO |
| R ROSSORED | O ARANCIOORANGE |
| ROUGEROTROJO | ORANGEORANGEANARANJADO |
| G GRIGIOGREY | |
| GRISGRAUGRIS | |
| Y/G GIALLO/VERDEYELLOW/GREEN | |
| JAUNE/VERTGELB/GRUN | |

ALARMA REMOTA
 REMOTE ALARM
 REPORT D'ALARME
 ALARME FERNSTEUERN
 ALLARME A DISTANZA
 SALIDA DEL RELAIS DE LA OPRACION DE UNIDAD
 UNIT OPERATION RELAY OUTPUT
 MASSEINHEITSBETRIEBSRELAISOUTPUT
 RENDEMENT DE RELAIS D'OPERATION D'UNITE'
 USCITA DEL RELE' DI FUNZIONAMENTO DI UNITA'

CONTROL REMOTO MARCHA/PARO
 ONOFF REMOTE CONTROL
 MARCHE/ARRET A DISTANCE
 EINZAUS FERNREGELUNG
 COMANDO ON/OFF A DISTANZA

CALEFACCIO/REFRIGERACION REMOTAS
 REMOTE HEAT/COOL
 CHAUD/FROID A DISTANSE
 WARME/KALTE FERNSTEUERN
 COMANDO CALDO/FREDDO A DISTANZA

LIMITE DE DEMANDA O DOBLE PUNTO DE CONSIGNA
 DEMAND LIMIT OR DUAL SET POINT
 LIMITATION DE CAPACITE DU 2 POINTS DE CONSIGNE
 LEISTUNGSBEGRENZUNGSBEFEHL/ZWEI SOLLWERTE
 LIMITE DI RICHIESTA O DOPPIO SET POINT
 ENCLAVAMIENTO DEL CLIENTE
 CUSTOMER INTERLOCK
 ASSERVISSEMENT CLIENT
 EXTERNE STEUERUNG
 INTERBLOCCO DEL CLIENTE

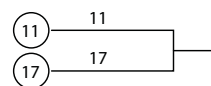
3A max
 80mA min

DO2,5mm² max
 24V a.c.48V d.c.max
 20V min

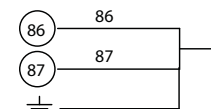
3A max
 80mA min

DO1,5mm² max
 24V a.c.20 mA

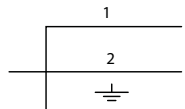
BORNE	MARCA CABLE	FUNCION	BORNE	DESTINO	BORNE	FUNCION
TERMINAL	CABLE MARK	FUNCTION	TERMINAL	DESTINATION	TERMINAL	FUNCTION
BORNIER	REPERAGE CABLE	FONCTION	BORNIER	DESTINATION	BORNIER	FONCTION
KLEMME	KABEL MARKIERUNG	FUNKTION	KLEMME	ANSCHLUSSORT	KLEMME	FUNKTION
MORSETTO	MARCATURA CAVI	FUNZIONE	MORSETTO	SCOPO	MORSETTO	FUNZIONE



PRESOSTATO DE ALTA 1FSP
HIGH PRESSURESTAT 1FSP
PRESSOSTAT DE HAUTE PRESSION 1FSP
HOCHDRUCKSCHALTER 1FSP
PRESOSTATO DI ALTA 1FSP



INTERRUPTOR DE FLUJO 90SP
WATER FLOW SWITCH 90SP
INTERRUPTEUR DE DEBIT D'EAU 90SP
WASSERSTRUMUNGSSCHALTER 90SP
FLUSSOSTATO ACQUA 90SP



SALIDA AGUA EVAPORADOR
COOLER OUTLET WATER
SORTIE EAU EVAPORATEUR
KÜHLERWASSERAUSTRITT
USCITA ACQUA DALL'EVAPORATORE

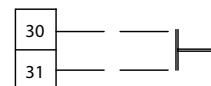
ENTRADA AGUA EVAPORADOR
COOLER INLET WATER
ENTREE EAU EVAPORATEUR
KÜHLERWASSEREINTRITT
INGRESSO ACQUA NELL'EVAPORATORE

DESESCARCHE
DEFROST TEMPERATURE
DEGIVRAGE
VON ABTAUEN
SBRINAMENTO

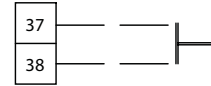
TEMPERATURA AIRE EXTERIOR
AMBIENT OR OUTSIDE AIR TEMPERATURE
TEMPERATURE AIR AMBIANT DU EXTERIEUR
UMGEBUNGS ODER AUSSENLUFTTEMPERATUR
TEMPERATURA ARIA ESTERNA

PRESION DE DESCARGA COMPRESOR 1BP
DISCHARGE PRESSURE COMPRESSOR 1BP
PRESSION REFOULEMENT COMPRESSEUR 1BP
VERDICHTUNGSDRUCK KOMPRESSOR 1BP
PRESSIONE DI MANDATA COMPRESSORE 1BP

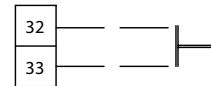
PRESION DE ASPIRACION COMPRESOR 3BP
SUCTION PRESSURE COMPRESSOR 3BP
PRESSION ASPIRATION COMPRESSEUR 3BP
SAUGDRUCK KOMPRESSOR 3BP
PRESSIONE D'ASPIRAZIONE COMPRESSORE 3BP



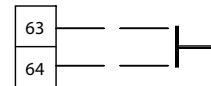
ALARMA REMOTA
REMOTE ALARM
REPORT D'ALARME
ALARME FERNSTEUERN
ALLARME A DISTANZA



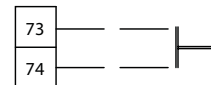
CONTROL DE CALDERA
BOILER CONTROL
COMMANDE CHAUDIERE
SCHALTKNOPF HEIZKESSEL
CONTROLLO CALDAIA



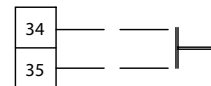
CONTROL REMOTO MARCHA/PARO
ON/OFF REMOTE CONTROL
MARGE/ARRET A DISTANCE
EIN/AUS FERNREGELUNG
COMANDO ON/OFF A DISTANZA



CALEFACCION/REFRIGERACION REMOTAS
REMOTE HEAT/COOL
CHAUD/FROID A DISTANCE
WARME/KALTE FERNSTEUERN
COMANDO CALDO/FREDDO A DISTANZA

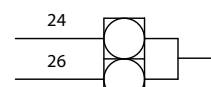


LIMITE DE DEMANDA O DOBLE PUNTO DE CONSIGNA
DEMAND LIMIT OR DUAL SET POINT
LIMITATION DE CAPACITE OU 2 POINTS DE CONSIGNE
LEISTUNGSBEGRENZUNGSBEFEHL / ZWEI SOLLWERTE
LIMITE DI RICHIESTA O DOPPIO SET POINT

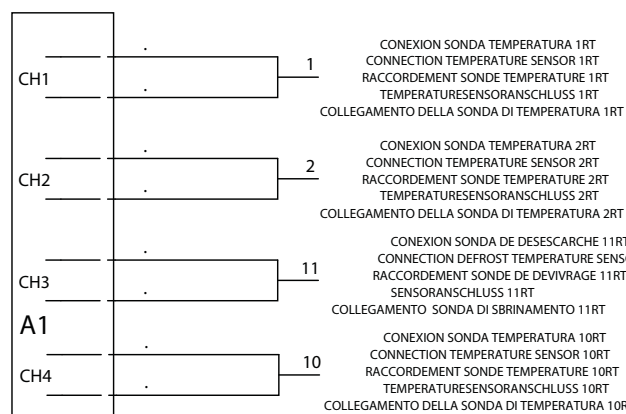


ENCLAVAMIENTO DEL CLIENTE
CUSTOMER INTERLOCK
ASSERVISSEMENT CLIENT
EXTERNE STEUERUNG
INTERBLOCCO DEL CLIENTE

OPCIONAL OPTIONAL OPTION WAHLWEISE OPTIONAL



ALIMENTACION CALENTADOR DE CARTER (CAJA BORNAS COMPRESOR) 400V/230V SEGUN ESQUEMA DE CONEXION
CRANKCASE HEATER SUPPLY (COMPRESSOR BOX) 400V/230V ACCORDING TO WIRING DIAGRAM
ALIMENTATION RECHAUFFEUR DE CARTER (BOITE COMPRESSEUR) 400V/230V AU SCHEMA DE CABLAGE
EINSPEISUNG KURBELWANNENHEIZUNG (ANSCHLUSSKASTEN KOMPRESSORMOTOR) 400V/230V GEMAB SCHALTPLAN
ALIMENTAZIONE DELL'ELETTORISCALDATORE DEL CARTER (SCATOLA ELETTRICA COMPRESSORE) 400V/230V COME SCHEMA ELETTRICO

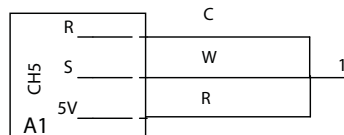


CONEXION SONDA TEMPERATURA 1RT
CONNECTION TEMPERATURE SENSOR 1RT
RACCORDMENT SONDE TEMPERATURE 1RT
TEMPERATURESENSORANSCHLUSS 1RT
COLLEGAMENTO DELLA SONDA DI TEMPERATURA 1RT

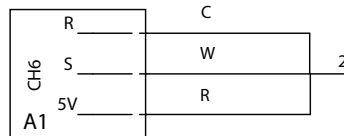
CONEXION SONDA TEMPERATURA 2RT
CONNECTION TEMPERATURE SENSOR 2RT
RACCORDMENT SONDE TEMPERATURE 2RT
TEMPERATURESENSORANSCHLUSS 2RT
COLLEGAMENTO DELLA SONDA DI TEMPERATURA 2RT

CONEXION SONDA DE DESESCARCHE 11RT
CONNECTION DEFROST TEMPERATURE SENSOR 11RT
RACCORDMENT SONDE DE DEVIVRAGE 11RT
SENSORANSCHLUSS 11RT
COLLEGAMENTO SONDA DI SBRINAMENTO 11RT

CONEXION SONDA TEMPERATURA 10RT
CONNECTION TEMPERATURE SENSOR 10RT
RACCORDMENT SONDE TEMPERATURE 10RT
TEMPERATURESENSORANSCHLUSS 10RT
COLLEGAMENTO DELLA SONDA DI TEMPERATURA 10RT



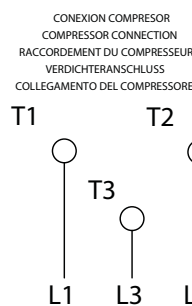

PRESION DE DESCARGA COMPRESOR 1BP
DISCHARGE PRESSURE COMPRESSOR 1BP
PRESSION REFOULEMENT COMPRESSEUR 1BP
VERDICHTUNGSDRUCK KOMPRESSOR 1BP
PRESSIONE DI MANDATA COMPRESSORE 1BP



PRESION DE ASPIRACION COMPRESOR 3BP
SUCTION PRESSURE COMPRESSOR 3BP
PRESSION ASPIRATION COMPRESSEUR 3BP
SAUGDRUCK KOMPRESSOR 3BP
PRESSIONE D'ASPIRAZIONE COMPRESSORE 3BP

WIRE COLORS

- R ROSSOREDOUGEROT
- W BIANCOWHITEBLANCWEISS
- C NEROBLACKNOIRSCWARZ



DETALLE CONECTOR/TRANSDUCTOR BP1 A BP3
CONNECTOR/TRANSDUCER DETAIL BP1 TO BP3
DETAIL CONNECTEUR/TRANSDUCTEUR BP1 A BP3
DETAIL STECKER/DRUCKWANDLER BP1 BIS BP3
DETTAGLIO CONNETTORE TRANSDUTTORE BP1 A BP3

